

---

# THE ORION 150s

## PRECISION WELDING TECHNOLOGY FOR JEWELERS AND METALSMITHS

---



**MADE** IN THE **USA**

# ORION 150s

## THE PRECISION WELDING TECHNOLOGY YOU NEED!



### BENEFIT: **Save Time!**

The Orion 150s is the ideal jewelry welding tool that every metalsmith should have. Save time doing simple and complicated work such as re-sizing rings, filling porosity, re-tipping prongs, attaching different pieces, adding metal, repairing eyeglasses or any other application you may encounter. Increase efficiency with this easy to use system!



### TECHNOLOGY: **How Does it Work?**

#### **Electrical Energy – Plasma Discharge:**

Pulse Arc welding uses electrical energy to create a plasma discharge. The high temperature plasma in turn melts metal in a small spot. This process takes place in milliseconds. The process is clean, and very controllable – perfect for intricate and minute welding applications on precious and non precious metals!. Filler metal can also be added to build up joints and create strong and reliable weld "beads", or weld seams.

#### **Two in One Combo:**

The Orion is a pulse-arc welder and a capacitive discharge resistance welder in one. This combination of abilities allows for infinite creative possibilities. In its Tack Mode the Orion can be used to temporarily position parts before welding or soldering. In its Pulse Arc Mode, the Orion can be used to perform permanent welds, add metal, and do a variety of other amazing and time saving applications.



---

## KEY FEATURES: **Why Buy An Orion 150s?**

### **Precision and Power:**

Select power in 0.01 Ws increments up to 200 Ws — That's up to 20,000 available power settings! Work can be done in sizes ranging from microns all the way up to 5mm. Whatever it is you weld, Orion has the power to get the job done precisely.

### **Ignition Settings:**

Prolong the life of your electrode by determining when the electrode will release the weld. This safeguards the electrode from misfires and sticking to the workpiece. In turn, you spend more time welding and less time sharpening an electrode.

### **Weld Speed Modes:**

Take control of the speed of your system. Select one of two modes — single (1 weld p/sec) or rapid (up to 5 welds p/sec) and keep the work pace at the speed you want—not where the welder dictates.

### **Full Touch Screen:**

The Orion touch screen gives you complete control of your welder with an easy to use interface. No knobs or dials, just one touch access to everything you need including a multi media page full of instructional videos and documents. This makes our welders intuitive to use and easily upgradeable for future features as they are released in free software updates.

### **Highest Quality Standards:**


When you purchase an Orion 150s, take confidence in knowing that it was designed, produced, and assembled to the highest quality standards in the industry—in other words, it's the best you can buy.

### **Superior Customer Service:**

Before, during, and after the sale, we want to be your resource for years to come. We guarantee that every interaction with our company will be courteous and friendly in answering your questions or helping in any way we can.

**MADE**   
**IN THE**

## APPLICATIONS: What Can It Do?

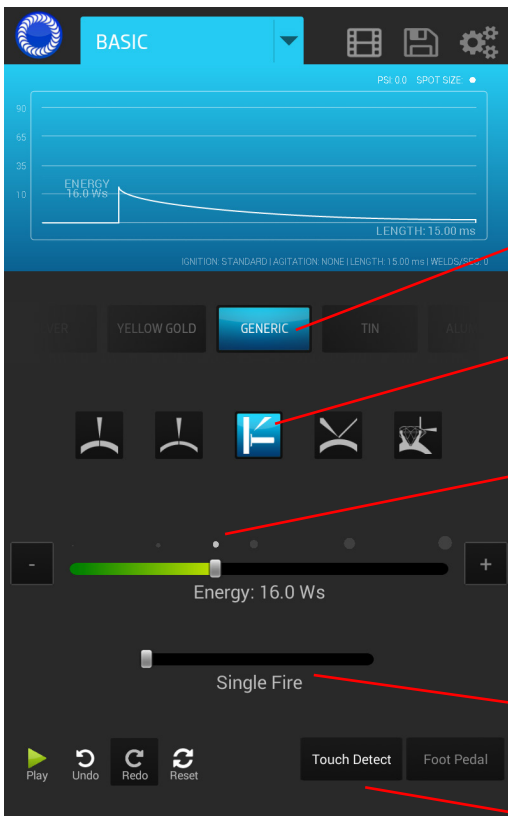


- Holloware
- Seam Welding
- Findings
- Ring Re-Sizing
- Add Metal
- Filling Porosity
- Weld Next to Stones, pearls, Rubies, and Opals



- Prong Re-Tipping
- Attach Separate Pieces
- Weld Dissimilar Metals
- Clasp Repair
- Earring Posts
- Eyeglass Repair

## THE ORION INTERFACE: Welding Made Easy



### The Basic Screen:

Whether you are an expert at pulse-arc welding or doing it for the first time, we have developed a simple and intuitive, step by step system, for you to follow when welding.

#### Step 1:

Choose the metal you are welding.

#### Step 2:

Select the type of application you are performing.

#### Step 3:

Choose your power. Not sure what power to choose? Look to the spot size indicator above the power bar for a reference  
\*From the Basic Screen the 150s will change the welding time automatically as you move the power up or down.

#### Step 4:

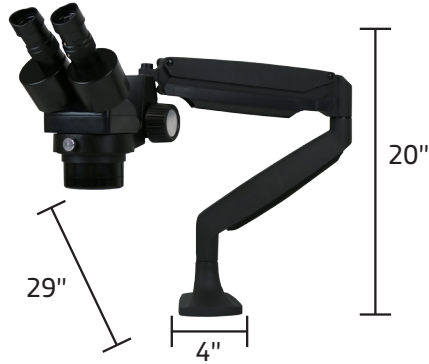
Choose the welding speed.

#### Step 5:

Select Touch Detect or Foot Pedal.

**MADE IN THE USA**

## TECH SPECS



Footprint (L x W x H) 1-29" x 4" x 1-20"

Orion 150s Pulse Arc and Resistance Welder	
Weld Modes	4 (nano, micro, ultra, tack)
Pre-Programmed Metal Settings	11
Customizable Save Settings	50 (25 Arc & 25 Tack)
Languages	20 + (Ask rep if we have your language)
Display	8" Capacitive 10 point Touch Screen
Energy (Ws)	1-150 Ws
Switching Power Supply	110/240VAC (Auto Detected)
Weld Spot Diameter	0.5 - 3.5mm
Footprint (L x W x H)	12" x 6" x 10" (30.5 x 15.2 x 25.4cm)
Weight	20 lbs (9 kg)
Stereo Microscope Magnification	5x



### CE TESTED AND CERTIFIED

Welder tested for electrostatic discharge immunity up to 2kV for CE compliance

2 YEAR WARRANTY

**MADE IN THE USA**